



力鵬企業股份有限公司 Code:1447
LI PENG ENTERPRISE CO., LTD

2023 INVESTOR CONFERENCE



Disclaimer Clause

- ▲ **DISCLAIMER:**

This PPT encloses the info. of the company's internal and external data and includes the business performance, financial statement, and sales development.

- ▲ Lealea doesn't enclose any financial prediction. There might be variation or difference from actual situation if Q&A involves any predictive sales, industrial or financial matters. This is subject to the market demand & supply, price variation, competition, international economy, exchange rate or downstream/upstream...etc.

- ▲ Company prospection in PPT is based on Lealea's point of view, and it may vary by time. Lealea is not responsible for any instant update nor reminder.

Agenda

Company Profile

Production Capabilities

Mani Production

Performance

Solution

Company Profile

Established Year:	1975
Paid-in Capital:	NT91.45 billion
Chairman :	James Kuo
Employees :	1304
Date of Listing :	1992 (NO.1447)



紡拓會 第十七屆董事 就任儀式
第十四屆監察人

Production Capabilities

1. Nylon 6 Polymerization & Spinning Plant:

Polymerization process (5 Lines)	33,000	T/Month
New Polymerizaation (L Line)	15,000	T/Month
Nylon 6 spinning plant(FDY&DTY)	2,700	T/ Month



2. Wwaving & Dyeing Plant:

W.J Weaver: 361sets → Greige 280M yards/month

A.J Weaver: 184sets → Greige 150M yards/month

Warper: 44 sets → Fabric 80,000 yards/month

Knitters: 15sets → Fabric 70,000 kgs/month

Yarn dye: 18sets → 300 mt/month

Setting: 12sets



Main Product

1. Nylon 6 Chips (SD 、 FD 、 BR), Engineering Plastic Chips 、
Nylon 6 Yarn(POY 、 FDY)
2. Fabric (Garment 76% 、 Home textile 22% 、 Other2%)
3. Yarn Dye
4. Piece Dye



Material Trend-CPL

Unit: US



LP Division Revenue & Income

LP Fabric Business

Q'TY	Fabric Dye(Greige+fabric dye)		OEM	
Year/Item	Woven dyed fabric(yd)	Knitting fabric (mt)	Woven fabric (yd)	Knitting Fabric (mt)
2023	33,986,611	282	10,472,625	1,207
2022	36,552,898	413	12,752,963	2,531
Comparison	-2,566,287	-130	-2,280,338	-1,324
%	-7.0%	-31.5%	-17.9%	-52.3%

* Period : Jan. - Sep.

LP Nylon Business

Year/Item	ENPLA Chip(mt)	Textile Chip(mt)	Master Batch(mt)	Nylon yarn(mt)	Total
2023	29,527	21,902	695	8,676	60,900
2022	23,591	23,176	760	13,710	61,236
Comparison	5936	-1,274	-65	-5,034	-336
%	25.1%	-5.1%	-8.6%	-36.7%	-0.5%

* Period : Jan. - Sep.

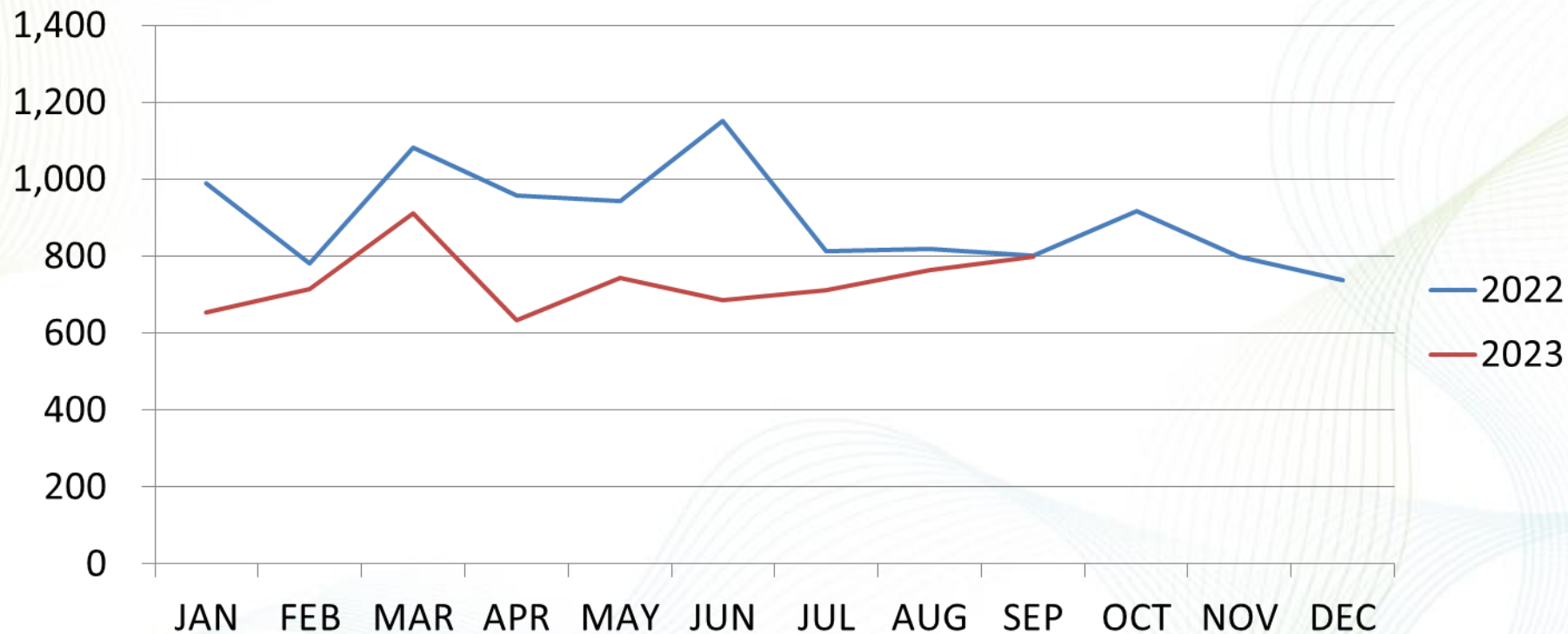
LP Division Revenue

Unit: US Thousands



LP – Revenue of mother company

Unit: US Thousands



Industry Trend

1. High inflation and reducing the inventory are the issues globally. The management will approach the end and strive for new orders.
2. Raw-material of Nylon 6 , CPL, its price gap in Taiwan and China is too large in long-term. The polymerization lines are adjusted accordingly.
3. The expanded construction on Weaving 2nd Plant will be finished in Q4/2023. The new installation is 306 sets of weaving machines and the production will kickoff in Q1/2024.
4. To keep developing high-end brand in order to increase the gross profit rate.
5. To assist planning the expanded construction of Dyeing 2nd Plant in Indonesia LIBOLON. (Dyeing : +7 sets , Setting : +3 sets)

2023 TITAS



ANNUAL EXHIBITION

Performance Days

Outdoor Retailer

Funcional Fabric Fair

JAPENTEX

INDEX

Funcional Fabric Fair


TITAS

OSAKA Exhibition

Perform Fabric Fair

ISPO Winter

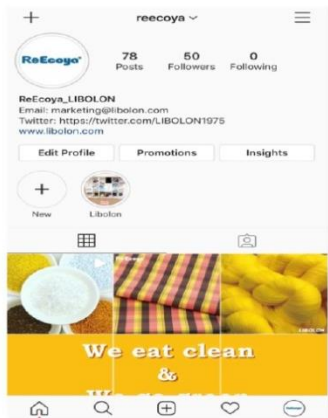
Heimtextil



Brand customer

Europe			Usa			Asia
	ARKET					
		COS		bluesmart		
		DIDRIKSONS1913 <small>Grundskola i SWEDEN</small>				
						
				L.L.Bean		
					PERRY ELLIS	
		stadium		TOAD&CO	TIMBUK2 <small>SAN FRANCISCO</small>	
						
						
						
						

Follow us



Q&A